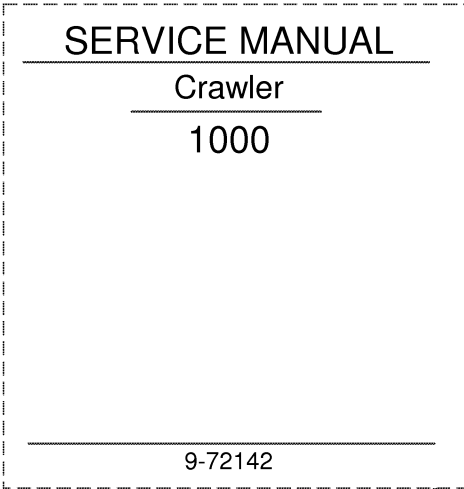
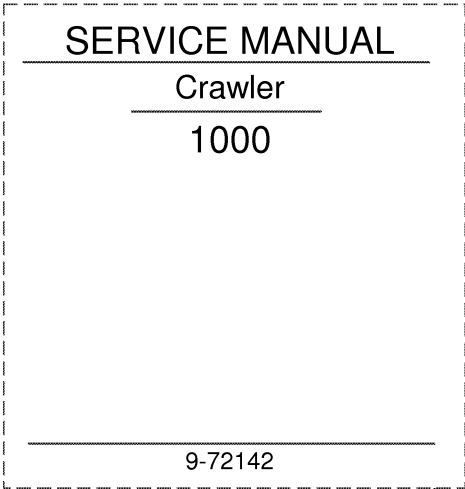


Click here to get the complete manual



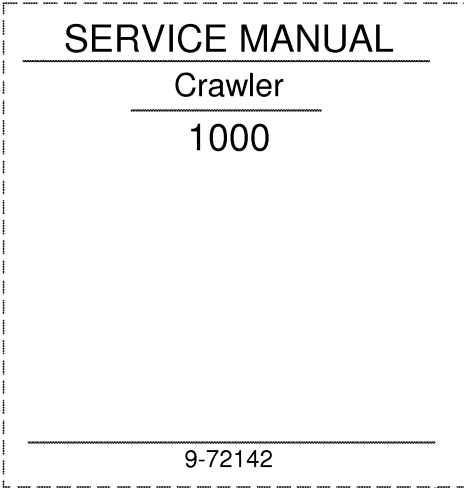
- 1. Trim along dashed line.
- 2. Slide into pocket on Binder Spine.

TYPE 1-4



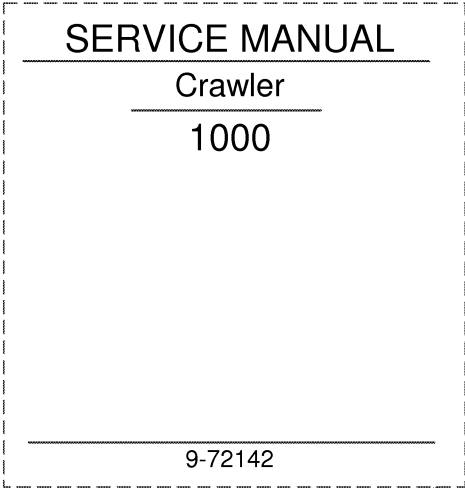
- 1. Trim along dashed line.
- 2. Slide into pocket on Binder Spine.

TYPE 1-4



- 1. Trim along dashed line.
- 2. Slide into pocket on Binder Spine.

TYPE 1-4



- 1. Trim along dashed line.
- 2. Slide into pocket on Binder Spine.

TYPE 1-4

1000D CRAWLER

TABLE OF CONTENTS

SERIES/SECTION

- 10 SERIES - GENERAL**
Basic Crawler Specifications (pages are numbered with Roman numeral prefix I)
- 20 SERIES - ENGINE**
Engine (pages are numbered with Roman numeral prefix II)
- 30 SERIES - FUEL SYSTEM**
Fuel System (pages are numbered with Roman numeral prefix III)
- 40 SERIES - HYDRAULICS**
Hydraulic System (pages are numbered with Roman numeral prefix VIII)
- 50 SERIES - TRACK AND SUSPENSION**
Track and Suspension System (pages are numbered with Roman numeral prefix VI)
- 60 SERIES - POWER TRAIN**
Torque Converter (pages are numbered with Roman numeral prefix IV)
Transmission and Final Drive (pages are numbered with Roman numerals prefix V)
- 80 SERIES - ELECTRICAL**
Electrical System (pages are numbered with Roman numeral prefix VII)
- 90 SERIES - MOUNTED EQUIPMENT**
Loader, Dozer, Ripper (pages are numbered with Roman numeral prefix IX)