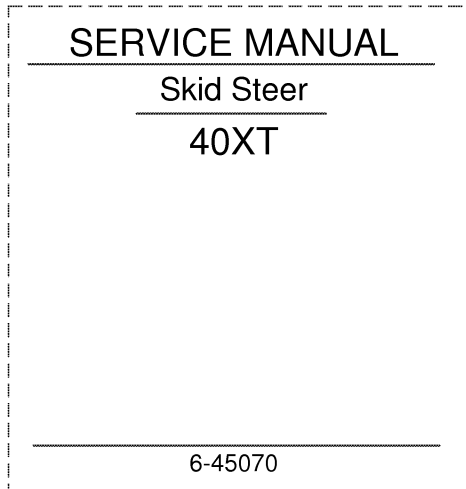
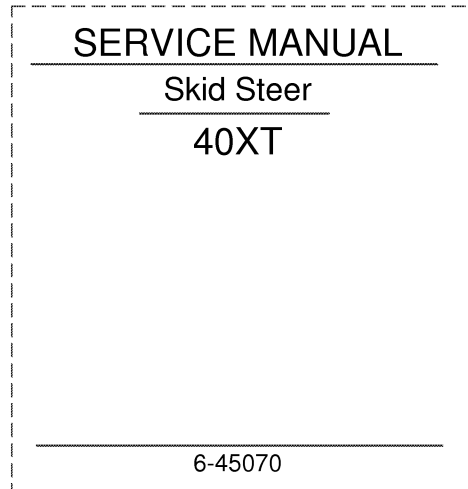


[Click here to get the complete manual](#)



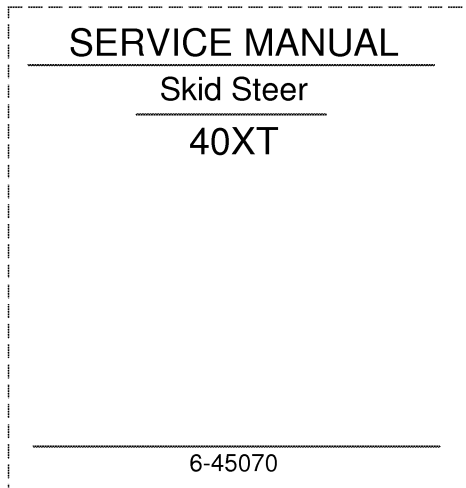
1. Trim along dashed line.
2. Slide into pocket on Binder Spine.

TYPE 1-4



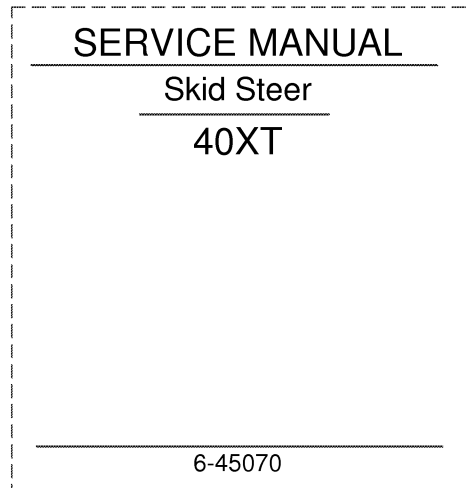
1. Trim along dashed line.
2. Slide into pocket on Binder Spine.

TYPE 1-4



1. Trim along dashed line.
2. Slide into pocket on Binder Spine.

TYPE 1-4



1. Trim along dashed line.
2. Slide into pocket on Binder Spine.

TYPE 1-4

40XT SKID STEER Service Manual Bur 6-45070 Table of Contents

Description	Section Number	Publication Form Number
General		
	Tab 1	
Section Index - General		6-45090
Fluids and Lubricants	1001	6-43320
Standard Torque Specifications	1002	7-52931
Metric Conversion Chart	1003	7-52950
Loctite Product Chart		8-98902
Engines		
	Tab 2	
Section Index - Engines		6-45100
Engine and Radiator Removal and Installation	2000	6-45590
For Engine Repair - See Engine Service Manual		
Fuel Systems		
	Tab 3	
Section Index - Fuel Systems		6-45110
For Fuel System Repair - See the Engine Service Manual		
Electrical		
	Tab 4	
Section Index - Electrical		6-45120
Electrical System - "How It Works"	4000	6-43331
Electrical Specifications and Troubleshooting	4001	6-43340
Battery	4005	7-51310
Starter and Starter Solenoid	4006	7-53090
Alternator	4007	7-53100
Power Train		
	Tab 6	
Section Index - Power Train		6-45140
Hydrostatic System - "How It Works"	6000	6-43350
Hydrostatic System Troubleshooting	6001	6-43360
Removal and Installation of Hydrostatic Components	6002	6-45190
Drive Coupling	6003	6-45200
Piston Pump	6004	6-45210
Drive Motors	6005	6-45220
Sprocket, Chains, and Axle Assemblies	6007	6-45180
Wheels and Tires	6011	6-45230

40XT SKID STEER Service Manual Bur 6-45070

Table of Contents (Continued)

Description	Section Number	Publication Form Number
Brakes		Tab 7
Section Index - Brakes		6-45150
Brake System - "How It Works"	7000	6-45250
Brake System Troubleshooting	7001	6-45260
Removal and Installation of Park Brake Components	7002	6-45270
Brake Solenoid Valve	7003	7-11740
Brakes - Spring Applied - Hydraulic Release (European and Optional North American Machines)	7004	6-41320
Brakes - Pin Lock - Cable Release	7005	6-45510
Brake Pump	7006	6-45650
Hydraulics		Tab 8
Section Index - Hydraulics		6-45160
Hydraulic System - "How It Works"	8000	6-43370
Hydraulic System Troubleshooting	8001	6-43380
Cleaning the Hydraulic System and Hydrostatic System	8002	6-45290
Removal and Installation of Hydraulic Components	8003	6-45320
Gear (Equipment) Pump	8004	7-11800
Loader Control Valve	8005	6-45330
Cylinders	8006	6-45340
Flat Faced Couplers	8007	7-54740
High Flow Valve	8008	6-45580
D-125 Backhoe Control Valve - NA Only	8012	7-54690
Accumulator for Ride Control	8013	6-45550
Mounted Equipment		Tab 9
Section Index - Mounted Equipment		6-45170
Pedals and Levers	9001	6-43391
Loader	9002	6-45350
Attachment Coupler	9003	6-45360
ROPS Canopy, Seat, Seat Belts, and Operators Compartment	9004	6-45370
Heater	9006	6-45380
Backhoe (D125 Backhoe)	9007	6-45630
Schematic Set		
Hydraulic and Electrical Schematic Foldout	In Rear Pocket	6-43400

SECTION INDEX

GENERAL

Section Title	Section Number
Fluids and Lubricants	1001
Standard Torque Specifications	1002
Metric Conversion Chart	1003
Loctite Product Chart	