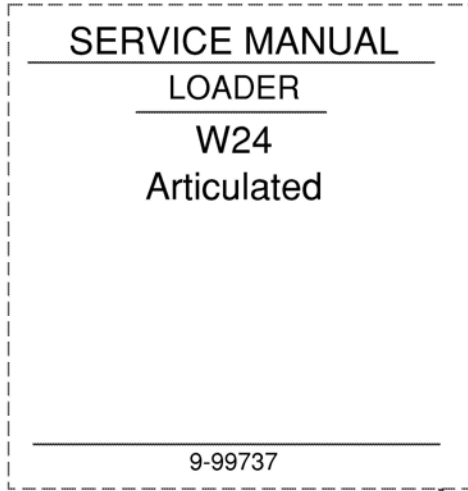
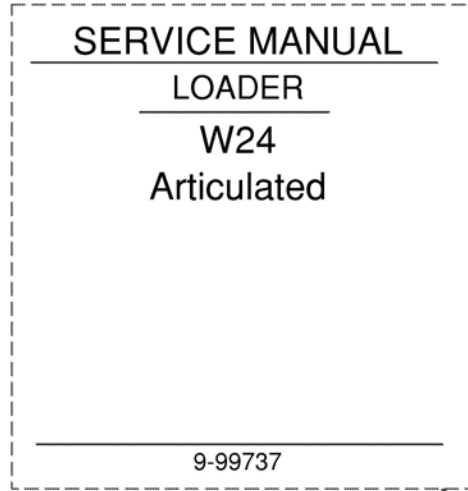


[Click here to get the complete manual](#)



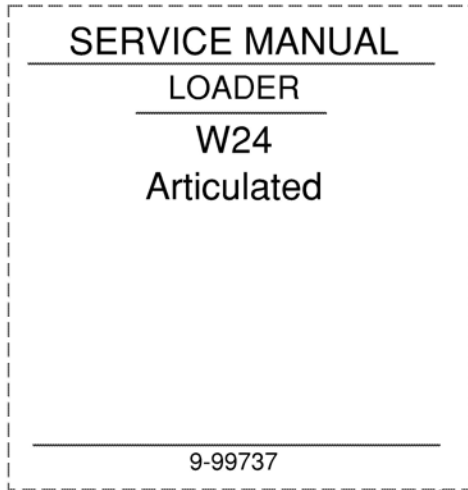
1. Trim along dashed line.
2. Slide into pocket on Binder Spine.

TYPE 1-4



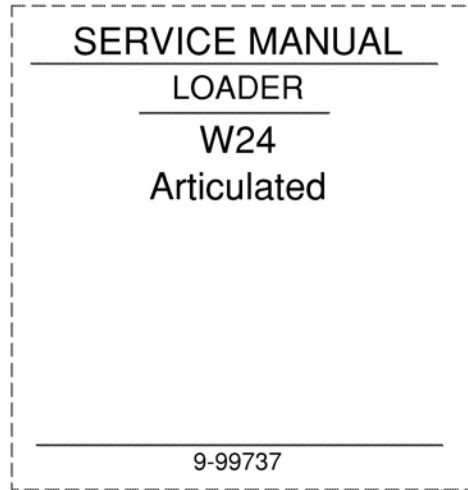
1. Trim along dashed line.
2. Slide into pocket on Binder Spine.

TYPE 1-4



1. Trim along dashed line.
2. Slide into pocket on Binder Spine.

TYPE 1-4



1. Trim along dashed line.
2. Slide into pocket on Binder Spine.

TYPE 1-4

Table of Contents

SERIES/SECTION	SECTION NO.	FORM NO.
10	SERIES - GENERAL	
	Maintenance and Lubrication	IX 9-99736
	Detailed Engine Specifications	1020 9-77185
20	SERIES - ENGINE	
	Stall Checks and Engine Removal and Installation	I 9-99736
	Engine Diagnosis	2001 9-76365
	Engine Tune-Up	2002 9-76379
	Cylinder Head, Valve Train, and Camshaft	2015 9-76166
	Cylinder Block, Sleeves, Pistons and Rods	2025 9-76176
	Crankshaft, Main Bearings, Flywheel, and Oil Seals	2035 9-76187
	Lubrication System	2046 9-76805
	Cooling System	2055 9-76337
	Turbocharger Failure Analysis	2565 9-78235
30	SERIES - FUEL SYSTEM	
	Electric Fuel Pump	34 9-99735
	Fuel System and Filters	3010 9-75297
	Robert Bosch Fuel Injection Pumps	3012 9-74937
	Roosa Master Fuel Injectors	3013 9-74959
40	SERIES - HYDRAULICS	
	Hydraulic System	VI 9-99736
50	SERIES - STEERING	
	Steering	VII 9-99736
60	SERIES - POWER TRAIN	
	Notice - Power Shift Transmission	Sheet 9-99735
	Allison Powershaft Transmission Service Manual	SA 1277
	Differentials and Planetaries	IV 9-99736
	Brakes and Air Operated Controls and Accessories	V 9-99736
80	SERIES - ELECTRICAL	
	Electrical System	II 9-99736
90	SERIES - MOUNTED EQUIPMENT	
	Loader	VIII 9-99736

Reprinted