

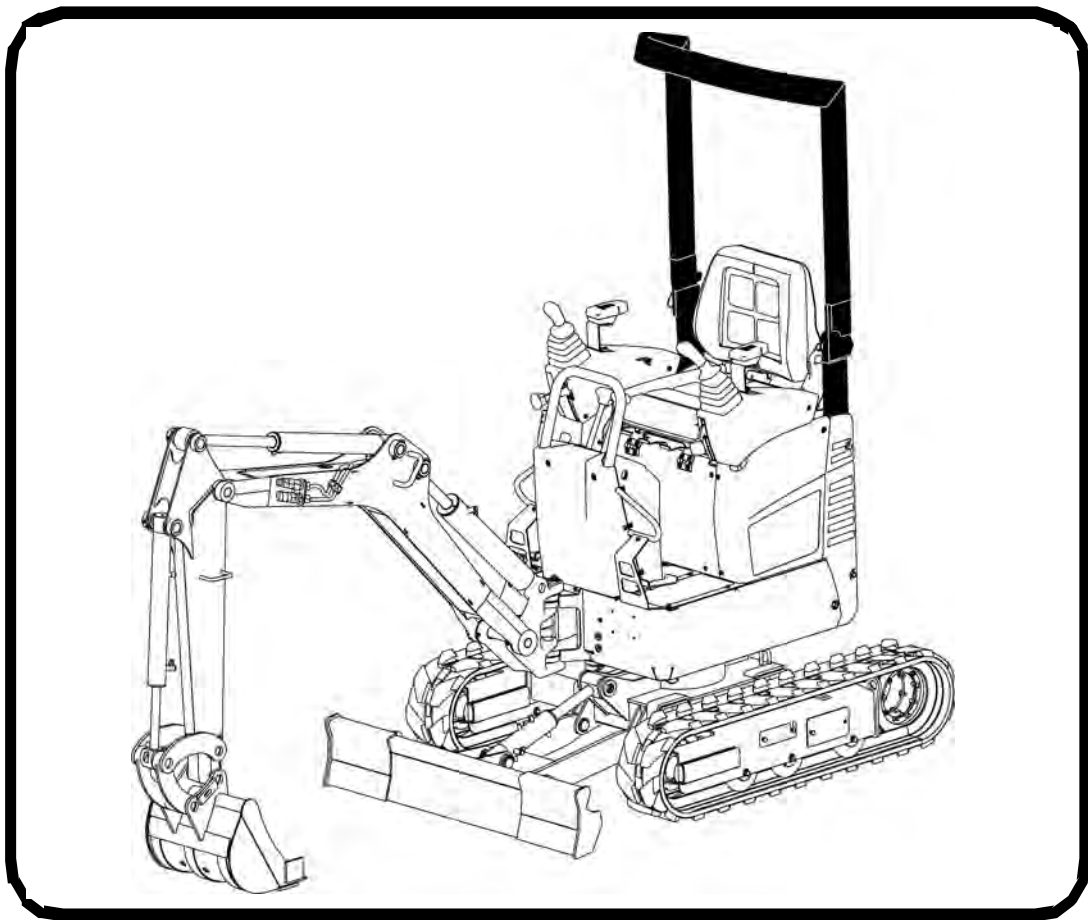
[Click here to get the complete manual](#)



Bobcat®

Service Manual E10 Compact Excavator

S/N A33P11001 & Above




MAINTENANCE SAFETY


WARNING


Training is necessary before operating or servicing machine. Read and understand the Operation and Maintenance Manual, Operator's Handbook and signs (stickers) on machine. Follow warnings and instructions in the manuals when making repairs, adjustments or servicing. Check for correct function after adjustments, repairs or service. Untrained operators and failure to follow instructions can cause injury or death.


W-2003-0807


 **Safety Alert Symbol:** This symbol with a warning statement, means: "Warning, be alert! Your safety is involved!" Carefully read the message that follows.





 **Never service the Bobcat Compact Excavator without instructions.**





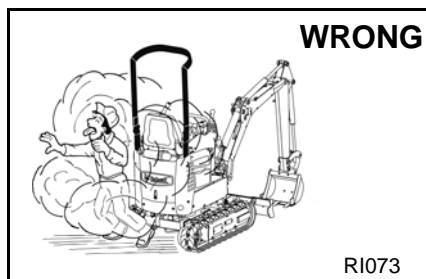
 **Use the correct procedure to lift and support the excavator.**






 **Cleaning and maintenance are required daily.**





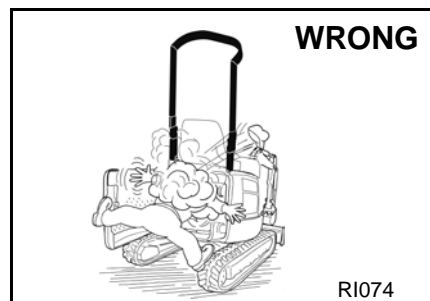
 **Have good ventilation when welding or grinding painted parts.**
 **Wear dust mask when grinding painted parts. Toxic dust and gas can be produced.**







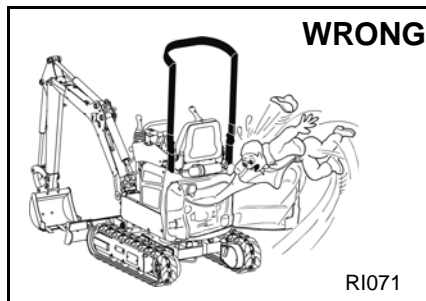
 **Vent exhaust to outside when engine must be run for service.**
 **Exhaust system must be tightly sealed. Exhaust fumes can kill without warning.**







 **Always lower the bucket and blade to the ground before doing any maintenance.**
 **Never modify equipment or add attachments not approved by Bobcat Company.**







 **Stop, cool and clean engine of flammable materials before checking fluids.**
 **Never service or adjust machine with the engine running unless instructed to do so in the manual.**
 **Avoid contact with leaking hydraulic fluid or diesel fuel under pressure. It can penetrate the skin or eyes.**
 **Never fill fuel tank with engine running, while smoking, or when near open flame.**



 **Keep body, jewellery and clothing away from moving parts, electrical contact, hot parts and exhaust.**
 **Wear eye protection to guard from battery acid, compressed springs, fluids under pressure and flying debris when engines are running or tools are used. Use eye protections approved for type of welding.**
 **Keep tailgate closed except for service. Close and latch tailgate before operating the excavator.**



 **Lead-acid batteries produce flammable and explosive gases.**
 **Keep arcs, sparks, flames and lighted tobacco away from batteries.**
 **Batteries contain acid which burns eyes or skin on contact.**
 **Wear protective clothing. If acid contacts body, flush well with water. For eye contact flush well and get immediate medical attention.**

Maintenance procedures which are given in the Operation and Maintenance Manual can be performed by the owner/operator without any specific technical training. Maintenance procedures which are **not** in the Operation and Maintenance Manual must be performed **ONLY BY QUALIFIED BOBCAT SERVICE PERSONNEL**. Always use **genuine Bobcat replacement parts**.



Bobcat®

CONTENTS

SAFETY AND MAINTENANCE	10-01
HYDRAULIC SYSTEM	20-01
UNDERCARRIAGE	30-01
UPPERSTRUCTURE AND SWING SECTION	40-01
ELECTRICAL SYSTEM & ANALYSIS	50-01
ENGINE SERVICE	60-01
SPECIFICATIONS	SPEC-01
ALPHABETICAL INDEX	INDEX-01