

[Click here to get the complete manual](#)



# Bobcat®


---

## Service Manual

# B700 Backhoe Loader

---

S/N B44Z11001 & Above





# MAINTENANCE SAFETY




## WARNING

Instructions are necessary before operating or servicing machine. Read and understand the Operation & Maintenance Manual and signs (decals) on machine. Follow warnings and instructions in the manuals when making repairs, adjustments or servicing. Check for correct function after adjustments, repairs or service. Untrained operators and failure to follow instructions can cause injury or death.


W-2003-EN-0614



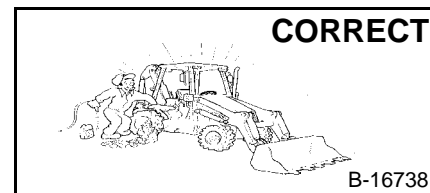
**Safety Alert Symbol:** This symbol with a warning statement, means: "Warning, be alert! Your safety is involved!" Carefully read the message that follows.



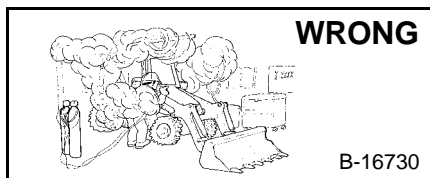
- ⚠ Never service the Bobcat Backhoe Loader without instructions.



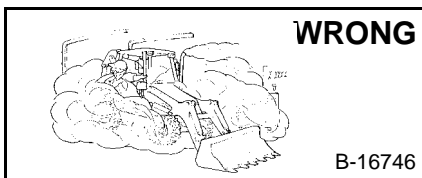
- ⚠ Always use an approved lift arm support device when servicing the backhoe loader with the lift arms raised. Replace the lift arm support device if damaged or missing.
- ⚠ Disconnecting or loosening any hydraulic tubeline, hose, fitting component, or part failure can cause lift arms or backhoe boom to drop.




- ⚠ Cleaning and maintenance are required daily.
- ⚠ NEVER modify equipment or add attachments not approved by Bobcat.



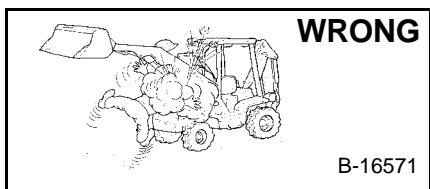
- ⚠ Have good ventilation when welding or grinding painted parts.
- ⚠ Wear dust mask when grinding painted parts. Toxic dust and gas can be produced.



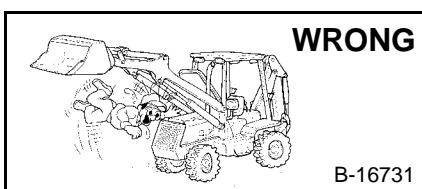
- ⚠ Vent exhaust to outside when engine must be run for service.
- ⚠ Exhaust system must be tightly sealed. Exhaust Fumes can kill without warning.



- ⚠ Never work on backhoe loader with lift arms raised unless supported by an approved lift arm support device.
- ⚠ Never perform any maintenance unless the backhoe is locked in transport position or the backhoe is lowered to the ground.



- ⚠ Stop, cool and clean engine of flammable materials before checking fluids.
- ⚠ Never service or adjust machine with the engine running unless instructed to do so in the manual.
- ⚠ Avoid contact with leaking hydraulic fluid or diesel fuel under pressure. It can penetrate the skin or eyes.
- ⚠ Never fill fuel tank with engine running, while smoking or when near open flame.



- ⚠ Keep body, jewelry and clothing away from moving parts, electrical contact, hot parts and exhaust.
- ⚠ Wear eye protection to guard from battery acid, compressed springs, fluids under pressure and flying debris when engines are running or tools are used.
- ⚠ Use eye protection approved for type of welding.
- ⚠ Keep engine cover closed except for service. Close and latch engine cover before operating the backhoe loader.



- ⚠ Lead-acid batteries produce flammable and explosive gases.
- ⚠ Keep arcs, sparks, flames and lighted tobacco away from batteries.
- ⚠ Batteries contain acid which burns eyes or skin on contact. Wear protective clothing. If acid contacts body, flush well with water. For eye contact flush well and get immediate medical attention.

Maintenance procedures which are given in the Operation & Maintenance Manual can be performed by the owner/operator without any specific technical training. Maintenance procedures which are **not** in the Operation & Maintenance Manual must be performed **ONLY BY QUALIFIED BOBCAT SERVICE PERSONNEL**. Always use genuine Bobcat replacement parts.



**Bobcat®**

## CONTENTS

GENERAL INFORMATION .....	10-01
LUBRICATION AND MAINTENANCE .....	20-01
HYDRAULIC SYSTEM .....	30-01
ELECTRICAL SYSTEM .....	40-01
AXLES .....	50-01
TRANSMISSION .....	60-01
ENGINE SERVICE .....	70-01
ALPHABETICAL INDEX .....	INDEX-01