


[Click here to get the complete manual](#)



# SERVICE MANUAL

BACKHOE LOADER  
3CXG

EN - 9813/4250 - ISSUE 6 - 03/2018

This manual contains original instructions, verified by the manufacturer (or their authorized representative).

Copyright 2018 © JCB SERVICE

All rights reserved. No part of this publication may be reproduced, stored in a retrieval system, or transmitted in any form or by any other means, electronic, mechanical, photocopying or otherwise, without prior permission from JCB SERVICE.

[www.jcb.com](http://www.jcb.com)

## Foreword

### The Operator's Manual

**⚠**  
You and others can be killed or seriously injured if you operate or maintain the machine without first studying the Operator's Manual. You must understand and follow the instructions in the Operator's Manual. If you do not understand anything, ask your employer or JCB dealer to explain it.

Do not operate the machine without an Operator's Manual, or if there is anything on the machine you do not understand.

Treat the Operator's Manual as part of the machine. Keep it clean and in good condition. Replace the Operator's Manual immediately if it is lost, damaged or becomes unreadable.

### Contents

**01 - Machine**

**03 - Attachments, Couplings and Load Handling**

**06 - Body and Framework**

**09 - Operator Station**

**12 - Heating, Ventilating and Air-Conditioning (HVAC)**

**15 - Engine**

**18 - Fuel and Exhaust System**

**21 - Cooling System**

**24 - Brake System**

**25 - Steering System**

**27 - Driveline**

**30 - Hydraulic System**

**33 - Electrical System**

**72 - Fasteners and Fixings**

**75 - Consumable Products**

**78 - After Sales**



---

Notes:

---

---

---

---

---

---

---





---

---

---

---

---

|   |  |
|---|--|
|  <p><b>SERVICE MANUAL</b><br/>Volume 1<br/><b>3CXG</b></p> <p>EN 9813/4250</p>   |  <p><b>SERVICE MANUAL</b><br/>Volume 2<br/><b>3CXG</b></p> <p>EN 9813/4250</p>   |
|  <p><b>SERVICE MANUAL</b><br/>Volume 3<br/><b>3CXG</b></p> <p>EN 9813/4250</p> |  <p><b>SERVICE MANUAL</b><br/>Volume 4<br/><b>3CXG</b></p> <p>EN 9813/4250</p> |