


[Click here to get the complete manual](#)



SERVICE MANUAL

BACKHOE LOADER
3CX Compact

EN - 9813/5450 - ISSUE 5 - 11/2017


This manual contains original instructions, verified by the manufacturer (or their authorized representative).

Copyright 2017 © JCB SERVICE
All rights reserved. No part of this publication may be reproduced, stored in a retrieval system, or transmitted in any form or by any other means, electronic, mechanical, photocopying or otherwise, without prior permission from JCB SERVICE.

www.jcb.com

Foreword

The Operator's Manual

 You and others can be killed or seriously injured if you operate or maintain the machine without first studying the Operator's Manual. You must understand and follow the instructions in the Operator's Manual. If you do not understand anything, ask your employer or JCB dealer to explain it.

Do not operate the machine without an Operator's Manual, or if there is anything on the machine you do not understand.

Treat the Operator's Manual as part of the machine. Keep it clean and in good condition. Replace the Operator's Manual immediately if it is lost, damaged or becomes unreadable.

Contents

01 - Machine

03 - Attachments, Couplings and Load Handling

06 - Body and Framework

09 - Operator Station

12 - Heating, Ventilating and Air-Conditioning (HVAC)

15 - Engine

18 - Fuel and Exhaust System

21 - Cooling System

24 - Brake System

25 - Steering System

27 - Driveline

30 - Hydraulic System

33 - Electrical System





72 - Fasteners and Fixings

75 - Consumable Products

78 - After Sales



Notes:

 <p>SERVICE MANUAL Volume 1 3CX Compact</p> <p>EN 9813/5450</p>	 <p>SERVICE MANUAL Volume 2 3CX Compact</p> <p>EN 9813/5450</p>
 <p>SERVICE MANUAL Volume 3 3CX Compact</p> <p>EN 9813/5450</p>	 <p>SERVICE MANUAL Volume 4 3CX Compact</p> <p>EN 9813/5450</p>